



## Alberta

### Population

Alberta is home to over 4.2 million residents and is the fourth largest province by population. The province's population is young: the median age in Alberta is 36 years old compared to the national mean of 40.



- Average annual household income is about \$96,000 in Alberta, the highest of all the provinces.
- Average annual household expenditures are about \$106,500 in Alberta with housing represent 20%, income taxes 22%, and transportation 14%.
- Average hourly earnings in Alberta were \$26.75 in 2017, higher than the national average of \$24.27.
- Annual population growth averages 1.8%.
- 12.4% of the population is 65 or older.

### Cities

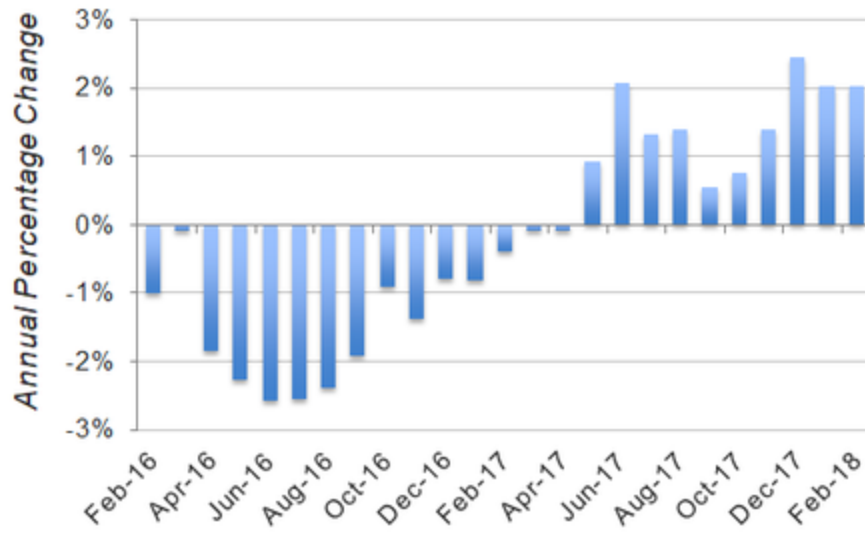
The largest metropolitan areas include Calgary (pop. 1.4 million) and Edmonton (pop. 1.4 million). Other cities include Lethbridge, Red Deer, Medicine Hat and Wood Buffalo. Calgary has the highest concentration of corporate financial headquarters per capital in the nation and Edmonton is a leading center for asset management.

FEBRUARY 2018	EMPLOYMENT GROWTH	UNEMPLOYMENT RATE
Canada	1.8%	5.9%
Alberta	2.2%	6.8%
Calgary	3.1%	7.7%
Edmonton	1.4%	6.8%

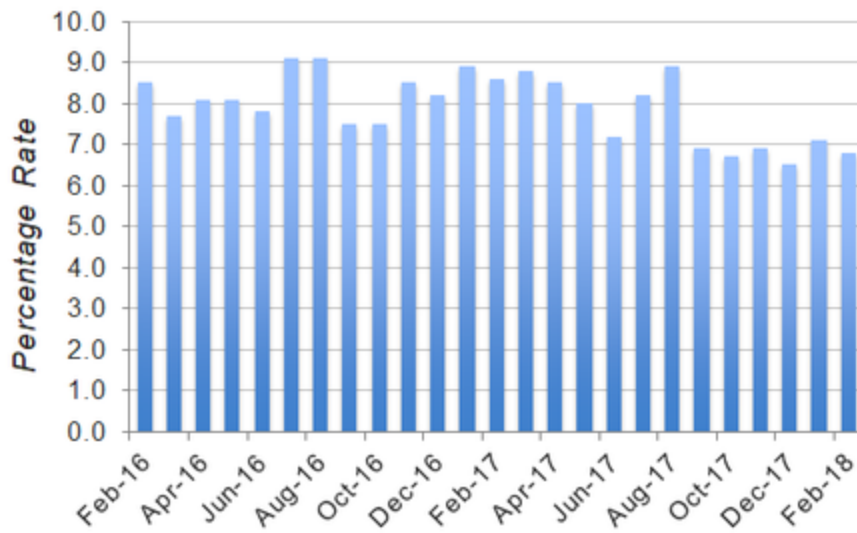
### Economy

- Alberta's economy is heavily reliant on its natural resources, agriculture, and tourism.
- Alberta's gross domestic product, the third largest in the nation, totaled \$332 billion in 2017, up 10% from the previous year.
- Personal income tax ranges from 10-15% depending on income level; the province does not collect sales tax.
- The corporate tax rate is 12% for business with revenue over \$500,000 and 2% for small businesses under that threshold.
- Employment is forecast to increase 1.6% annually through 2023, and the unemployment rate is expected to be 4.2%.
- Minimum wage is \$15 in Alberta.

### Alberta Employment Growth



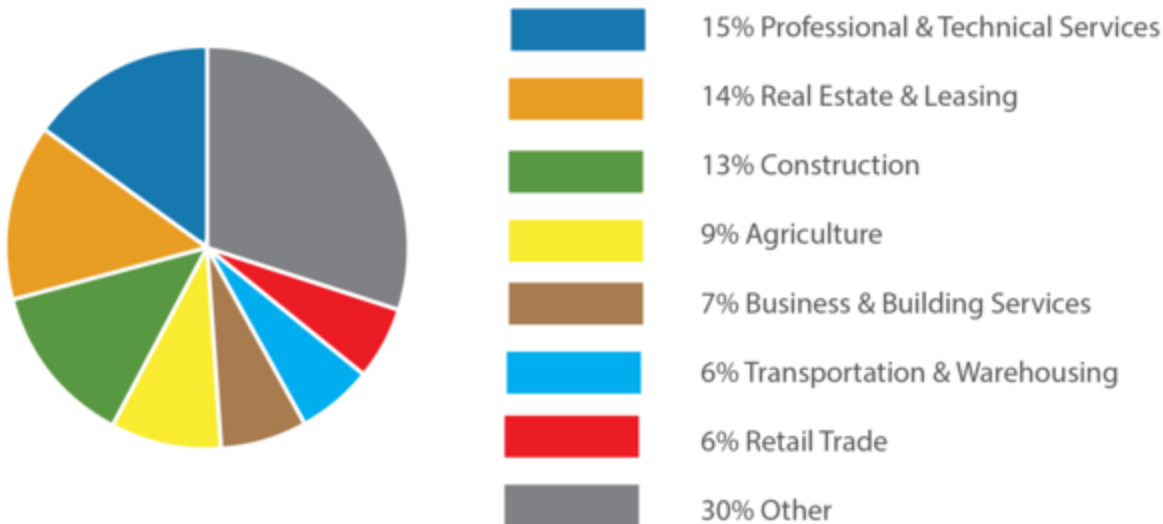
### Alberta Unemployment Rate



## Industry Sectors

---

## Alberta Establishments by Industry



### AGRICULTURE

Alberta is home to about 38,800 farms. About 49% are involved in crop production and the remainder produces livestock and animal products. Average annual revenue per farm is \$363,000. Total assets per farm average \$2.4 million and total liabilities are \$322,000. The sector employs about 33,500 workers. Major crops include wheat, hay, and canola. Dairy and cattle farming are the largest revenue producers for Alberta livestock farmers. About 12,700 livestock operations are dedicated to dairy and beef. The vast majority produce cattle. About one-third of the province's land is used for agriculture. The average farm is about 1,240 acres.

- Capital expenditures average \$1.5 billion per year.
- The industry exported \$5 billion in crops and \$733 million in livestock and animal products in 2017.
- About 41% of farms are unprofitable.
- The average age of farmers in Alberta is 56 years.

### NATURAL RESOURCES

Alberta's natural resources sector is comprised of about 230 mining and quarrying establishments, 3,900 oil and gas extracting establishments; 9,600 support services establishments, 820 forestry and logging establishments; and 200 fishing, hunting, and trapping establishments. The sector employs about 14,800 workers, roughly 44% of the nation's total natural resources workforce. Average revenue per firm is about \$397,000 in the mining and extraction segment and \$421,000 in forestry and logging. About 70% of the nation's natural gas production occurs in Alberta. Salt and limestone are the leading non-fuel minerals mined in the province. Over half of the province is forestland.

- Mines produced \$2.4 billion in metal ore and minerals in 2017, down 7.9% from a year ago.
- Capital expenditures average \$24 billion per year.
- The industry exported \$66 billion in mined and extracted materials in 2017.
- The average number of drilling rigs in operation was 136 in 2018, down from 144 the previous year.

### UTILITIES

The utilities sector is comprised of 700 establishments that provide electric, gas, water and sewage services. The sector employs about 21,000 workers. Alberta's utilities sector is the third largest employer of utility workers in the nation. Average revenue per firm is about \$885,000. Typical gross margin is 66%. Natural gas is the primary source of heating in Alberta. About half of the establishments in the water and sewage segment have fewer than 5 employees.

- Capital expenditures average \$3-4 billion per year.
- Electric power generators produced 61,400 gigawatt hours of electricity in 2017, primarily by thermal generation from combustible fuels.
- Electric power is primarily generated using natural gas (52%) and coal (35%) power plants.

## CONSTRUCTION

About 62,900 establishments form Alberta's construction sector, which employs about 241,000 workers. About 22% of establishments are focused on residential construction, 6% specialize in nonresidential construction, 12% deal in heavy and civil construction, and 60% are specialty contractors including carpenters, plumbers, HVAC installers, roofers, painters, masons, concrete layers, and electricians. Alberta's construction sector is the third largest employer of construction workers in the nation. Average revenue per firm is about \$428,000.

- Housing starts rose 20% in 2017.
- Non-residential construction spending fell 7% in 2017.
- Capital expenditures average \$1.6 billion per year.

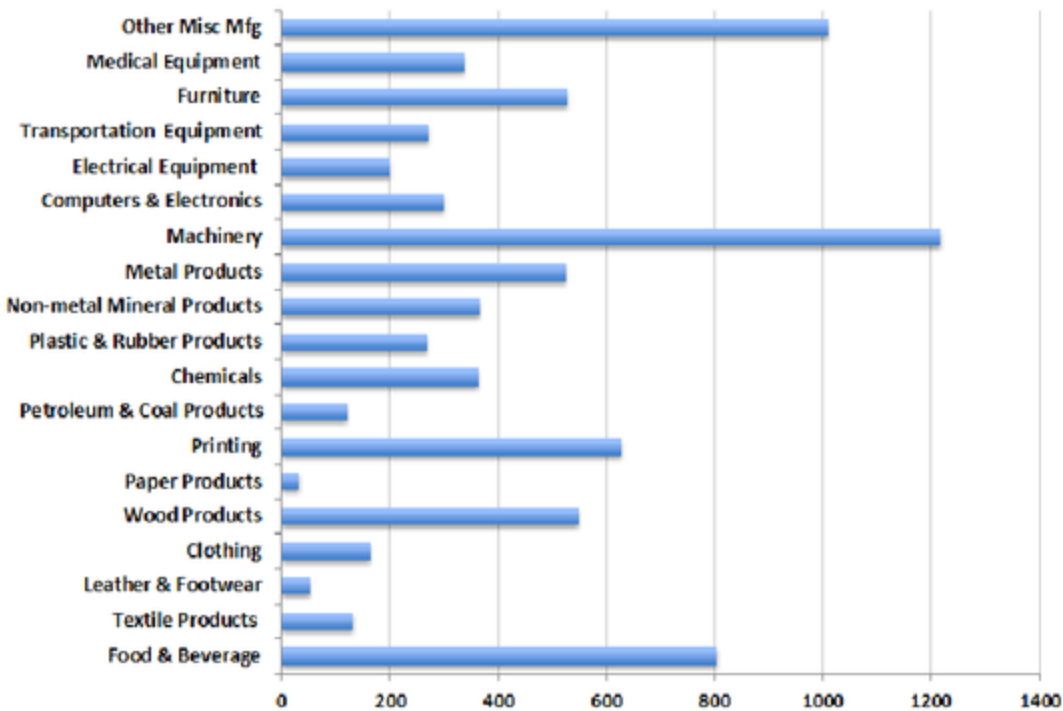
NEW HOUSING PRICE INDEX	2017	JANUARY 2017	JANUARY 2018
Canada	3.7%	3.1%	3.2%
Alberta	-0.2%	-0.7%	0.1%
Calgary	0.0%	-0.8%	0.4%
Edmonton	-0.3%	-0.6%	-0.2%

## MANUFACTURING

Alberta ranks third largest in the nation in manufacturing and accounts for 11% of sector sales. The province is home to 9,100 manufacturing establishments that employ about 119,200 workers. The largest subsectors of manufacturing are petroleum and coal products (22% of industry revenue), food (20%), chemicals (20%), machinery (8%), and fabricated metals (6%).

- Sales totaled \$71.3 billion in 2017, up 13.7% from a year earlier.
- Capital expenditures average \$1-2 billion per year.
- The industry exported \$27 billion in manufactured goods in 2017.

## Alberta Manufacturing Establishments

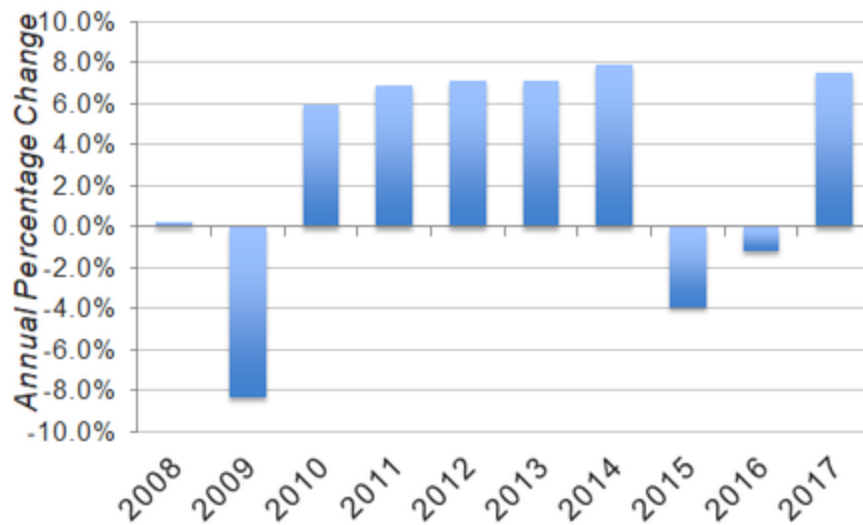


## WHOLESALE & RETAIL TRADES

The sector is comprised of 11,700 wholesale and 26,700 retail establishments that employ about 335,000 workers. The largest subsectors include wholesalers of machinery, building products, motor vehicles and parts, and personal and household goods, and retailers of food and beverages, clothing, motor vehicles and parts, and health and personal care products. Average revenue per firm is about \$839,000 in wholesale and \$734,000 in retail.

- Retail sales, the fourth largest in the nation, totaled \$80.7 billion in 2017, up 7.5% from a year earlier.
- Wholesale sales, the third largest in the nation, totaled \$79.3 billion in 2017, up 10.6% from the previous year.
- For retailer and wholesalers, capital expenditures average \$1-2 billion per year.

## Alberta Retail Sales Growth



## TRANSPORTATION & WAREHOUSING

The transportation and warehousing sector in Alberta is home to 28,800 establishments that employ about 140,100 workers. The sector is comprised of firms that transport freight and passengers by air, rail, water, and truck as well as operators of pipelines, scenic tours, postal service, couriers and messengers, and warehousing and storage services. Average revenue per firm is about \$309 million. About 90% of the province's exports are transported to the U.S. by truck. Alberta is home to two international airports, 17 regionals, and 157 community airports. The rail industry transports about 58 million tonnes annually. For-hire trucks haul over 157 million tonnes annually.

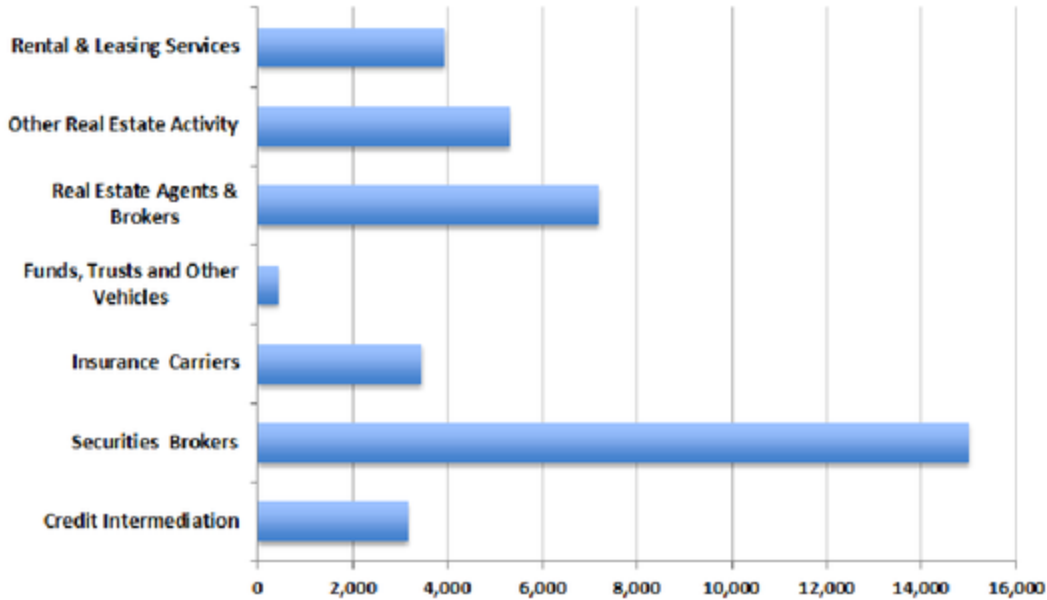
- Capital expenditures average \$6-7 billion per year.
- The provincial government plans to spend \$2.1 billion on road and bridge projects in 2017-2021, which will reduce wear on trucks and congestion that slows delivery.
- The price of public transportation rose 5.3% in 2017.

## FINANCE, INSURANCE, REAL ESTATE & LEASING

The sector is comprised of 26,900 finance and insurance establishments and 73,100 real estate and leasing establishments that employ about 107,600 workers. Profit margins in the real estate and leasing industry run about 17-19% of revenue. Alberta's financial sector is supported by investment in and revenue from the energy sector, which is a major consumer of transactional and financing services.

- For the finance and insurance sector, capital expenditures average \$600 million per year; in the real estate and leasing sector capital expenditures average \$2-3 billion per year.
- 5,008 consumers and 131 businesses filed bankruptcy in Alberta in 2017.
- The average home price was \$380,664 in October 2018, well above the national average of \$262,608.
- Over 750,000 residents contribute \$1.4 billion annually to registered retirement savings plans (RRSP).

## Alberta Finance & Real Estate Establishments

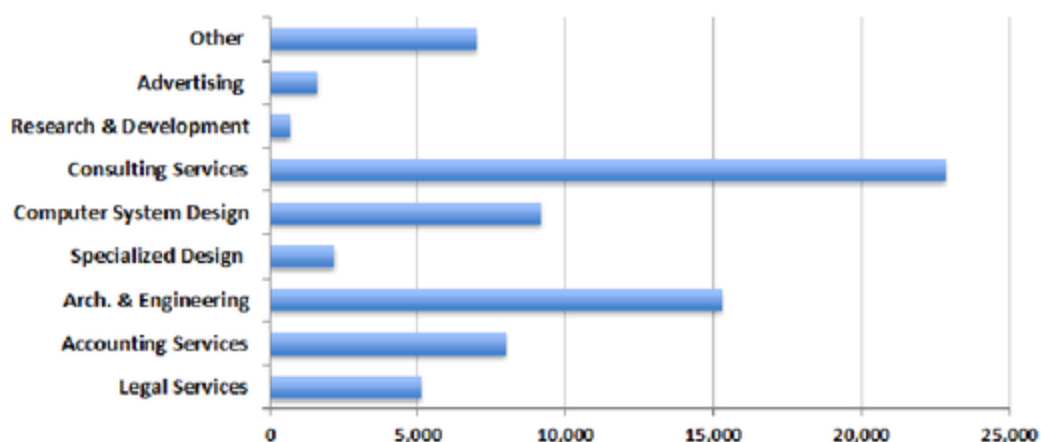


## PROFESSIONAL, SCIENTIFIC & TECHNICAL SERVICES

Alberta is home to about 73,400 establishments that employ about 178,700 workers. The province ranks third-largest in the nation in number of professional, scientific, and technical services establishments. The province is home to the second-largest concentration of architecture and engineering establishments and consulting establishments. Other large subsectors include computer system design and accounting. Average revenue per firm is about \$267,000.

- Capital expenditures average \$300-500 million per year.
- Alberta's engineers alone generate over half of the sector's revenue.
- Consulting services represent 21% of sector revenue.

## Alberta Professional Services Establishments



### MANAGEMENT, ADMINISTRATION & WASTE SERVICES

About 4,000 establishments provide management services and 19,500 provide administrative and support services and waste management. Combined they employ about 80,900 workers. Companies in this sector provide services such as financial and business management, human resources, document management, order taking, payment collections, travel arrangement, security, cleaning, and product packaging. Average revenue per firm is \$492,000 in management services and \$343,000 in administration and support and waste services.

- Capital expenditures average \$80 billion per year.
- Alberta's waste management firms handle about 4 million tonnes of waste annually, primarily from nonresidential sources.
- Alberta's employment services industry is second-largest in the nation, generating 17% of the industry's revenue.

### EDUCATION

Alberta's educational services sector is home to over 5,000 establishments that employ about 153,100 workers. The province has 310 elementary and secondary schools, 585 business schools, and 106 colleges and universities. The majority of education services involves technical, trade, and specialized instruction. Average revenue per firm is about \$289,000. Funding for higher education comes primarily from the provincial government (47%), tuition and fees (21%), investments (1%), the federal government (7%), grants (5%) and donations (5%).

- Capital expenditures average \$1-2 billion per year.
- Household expenditures on education average \$1,870 per year.
- Approximately 185,600 students are enrolled in post-secondary educational institutions.
- Average undergraduate tuition for the 2017/2018 school year is \$5,750.

### HEALTH CARE

The province has the fourth largest number of health care establishments in the nation. 12,900 facilities provide health services and employ about 274,100 workers. An additional 13,900 solo practitioners provide healthcare services. The largest subsectors include physicians' offices (35% of establishments) and dentists' offices (11%). Other subsectors include out-patient care centers, medical and diagnostic labs, and home healthcare services. Average revenue per firm is about \$427,000. About two-thirds of the population has a regular medical doctor.

- Alberta hospitals logged over 2.3 million emergency room visits in 2017-2018 with an average length of stay of 7.8 hours.



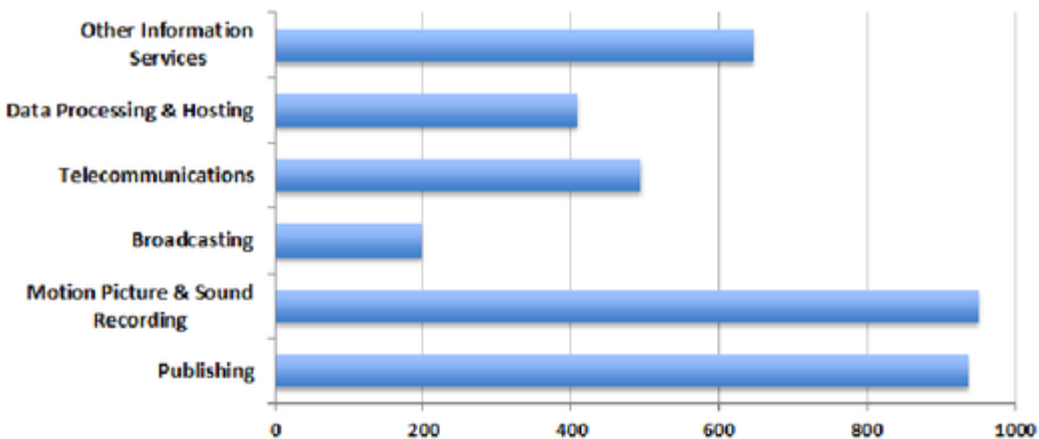
- Canada Health Transfer payment from the federal government to the province increases 3.8% to reach \$4.5 billion in 2018/2019.
- The province spends around \$2 billion annually on continuing care for its older residents and plans to add 2,000 long term care beds between 2016 and 2019.
- Capital expenditures average \$1 billion per year.
- Healthcare spending in Alberta neared \$33 billion in 2018.

## INFORMATION, CULTURE & RECREATION

About 3,400 establishments provide information and cultural service and 5,100 establishments are involved in arts, entertainment and recreation. Together, these establishments employ about 73,600 workers. The information and cultural services sector is dominated by the publishing industry with 850 establishments and the motion picture and sound recording industry with 950 establishments. In the arts, entertainment and recreation industry, over 2,600 establishments are involved in performing arts, spectator sports, and related services such as promoters, agents, and independent artists, writer and performers. Nearly 2,300 establishments comprise the amusement, gambling, and recreation industry. Average revenue per firm is about \$358,000 in the information and culture industry and \$305,000 in the arts, entertainment, and recreation industry.

- For the information sector, capital expenditures average \$1-2 billion per year; for the arts, entertainment and recreation sector capital expenditures average \$300-400 million per year.
- Alberta's television broadcasters derive about 23% of their air time revenue from local programming; radio broadcasters earned about 69% from local programming.
- The film, TV, and video production industry's annual operating margin ranges from -0.9% to 2.9%.
- Internet service providers raised prices 4.7% in Alberta in 2017.

**Alberta Information Services Establishments**



## ACCOMMODATION & FOOD SERVICE

The sector is comprised of about 13,100 establishments, of which 71% provide food services, 18% provide lodging, and 4% are drinking establishments. The sector employs about 148,100 workers. Average revenue per firm is about \$742,000. Lodging establishments pay a tourism levy of 4% of room revenue to the province.

- Hotels in the province charged an average daily rate of \$141 in the first half of 2018 and the typical RevPAR (revenue per available room) was about \$82. Lodging occupancy was 58%.
- Food service and drinking places reported receipts of \$9.2 billion in 2017, up 2.4% from a year ago.
- Capital expenditures average \$500-600 million per year.

- The average hotel is valued at \$134,200 per room in Calgary and \$106,700 in Edmonton, according to HVS Canada.

## OTHER SERVICES

The sector is home to 34,200 establishments that employ about 115,200 workers. The sector includes repair and maintenance services; personal and laundry services; religious, grant-making, civic, and professional organizations; and private households that employ maids, cooks, gardeners, and caretakers. Average revenue per firm is about \$353,000. Profit margins are about 7-8% of revenue in the repair and maintenance industry, 9-11% for personal care, and 15-18% for funeral services firms and 12-15% for laundry cleaning services.

- Approximately 612,000 Albertans donate about \$1.4 billion to charities each year.
- About 25,000 deaths occur annually in the province, creating business for funeral homes and other death care services.
- Capital expenditures average \$166 million per year.

## PUBLIC ADMINISTRATION

The public administration sector includes 875 establishments involved in federal, provincial, territorial, local, municipal, regional, aboriginal and international public administration and governing. The sector employs about 102,400 workers. The provincial government spends about \$400 million annually on research and development.

- Capital expenditures are about \$4 billion per year.
- The province employs nearly 7,500 police officers.
- Alberta is home to two Army bases and one Air Force base that support military staff and operations.

## Web Links

---

### [Alberta Government](#)

News, regulation, and province ministries.

### [Edmonton Economic Development Corporation](#)

News, statistics, resources, and events.

### [Calgary Economic Development](#)

News, statistics, resources, and events.