

Factset Mergerstat/BVR Control Premium Study

Subscriber Search Results

[Control Premium Study FAQ Page](#) | [Subscriber Quick Reference Guide](#) | [Subscriber Services](#) | [Questions?](#)

RECALCULATE

PRINTABLE FORMAT

EMAIL TO ME

EXCEL FORMAT

RETURN TO SEARCH

Total transactions found meeting criteria: 21

Search Criteria

Your search was executed: 10/12/2016 8:48:30 AM (PST)

Your search results are based upon this criteria:

1. Target SIC Code (5812)
2. Date Effective (1/1/1998 - 12/31/2000)

Transaction Summary

Statistic	Count	Range	Mean	Median	Harmonic Mean	Coefficient of Variation
Effective Date	21	1/5/1998 - 12/22/2000	N/A	N/A	N/A	N/A
Net Sales LTM (USD)	21	\$8 - \$1,409	\$247	\$159	N/A	N/A
EBITDA CashFlow LTM (USD)	21	(\$87) - \$124	\$22	\$8	N/A	N/A
Deal Value (\$mil-US)	21	\$1 - \$593	\$145	\$70	N/A	N/A
MergerStat Control Premium	21	-33.6% - 149.3%	38.4%	33.8%	N/A	N/A
Implied Minority Discount	21	-50.7% - 59.9%	19.6%	25.3%	N/A	N/A
Price/Sales	20	0.12 - 2.02	0.67	0.56	0.40	0.76
Price/Income	13	2.65 - 38.06	18.01	15.53	11.22	0.58
Price/Book Value	18	0.63 - 6.05	2.39	1.36	1.32	0.81
Target Invested Capital/EBIT	12	6.42 - 21.14	12.52	11.50	11.11	0.36
Target Invested Capital/EBITDA	16	3.71 - 23.54	8.32	7.64	6.91	0.56

Transactions










To sort any of the columns, click on the column header. Click on the column header again to reverse the sort order.

Recalculate

Uncheck All

Check All

Transaction Detail Report Include in Recalculation Print Detail Report Package

No		Target SIC	Target Business Description	Date Effective	Shares Acquired	Net Sales LTM	EBITDA Cash Flow LTM	Deal Value	MergerStat Control Premium
1		5812	Develops, owns, and operate restaurants	12/1/2000	95.4	\$265	(\$87)	\$70	-16.1%
2		5812	Owns, operates, and franchises restaurants	12/20/2000	100.0	\$166	\$25	\$105	117.5%
3		5812	Operates restaurants, gift shops and related facilities at 70 airports	8/27/1999	100.0	\$1,409	\$124	\$528	61.5%
4		5812	Operates and franchises a chain of restaurants	10/1/1999	70.0	\$24	\$3	\$10	65.6%
5		5812	Operates 142 restaurants in 13 southeastern and mid-Atlantic states	5/28/1998	100.0	\$241	\$7	\$46	45.3%
6		5812	Operates Wendy's hamburger restaurants	4/6/1998	100.0	\$221	\$21	\$129	49.5%
7		5812	Operates and franchises buffet restaurants	10/2/2000	100.0	\$962	\$118	\$576	21.1%
8		5812	Operates Rock Bottom Restaurant & Brewery and Old Chicago restaurants	8/16/1999	100.0	\$159	\$13	\$81	53.8%